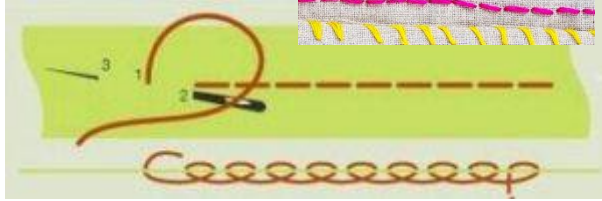


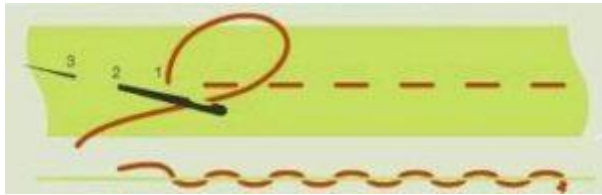
# Mexborough St Johns DT Knowledge Organiser: Textiles- Teddy Bears Y6

Types of Stitches:

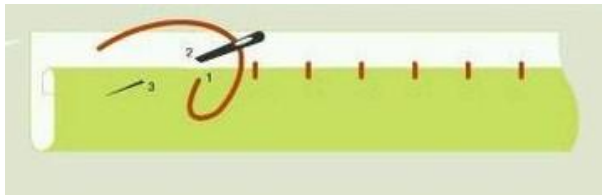
Backstitch



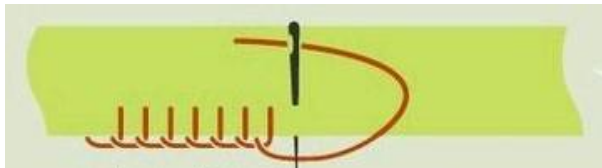
Running Stitch



Fell Stitch



Blanket Stitch



Cross Stitch




Mentionable Mechanisms and People:

The first teddy bear was made by Morris Michtom and his wife, in 1902, in honour of President Theodore Roosevelt who had refused to shoot and helpless bear while out hunting in Mississippi, USA. It was display in his shop window with the sign 'Teddy's Bear'.

Around the same time, German company 'Steiff' was making plush bears; officially naming them 'teddy bears' in 1906.

Steiff is still one of the most popular bears in the world.



**Vocab:**

Textiles: A type of cloth or woven fabric.

Sew/stitch: A link or loop made by sewing, knitting, or needlework.

Thread: A fine cord of twisted fibres used in sewing and weaving.

Needle: A sharp pointed implement used in sewing.

Attach: To join or fasten something to something else.

Seem: Line here two pieces of fabric are joined.

Applique: Ornamental needlework sewn on to a larger piece of fabric to form a picture or pattern.

Stuffed Toy: A shape of outer fabric sewn together and filled with flexible material. They are also known as plush toys or stuffed animals.

Stuffing: Soft material used to fill cushions and stuffed toys.

Key Skills and Knowledge:

- seems must be strong and secure so the stuffing doesn't come out.
- The right amount of stuffing is needed- too much and teddy will be hard, not enough and it won't keep its shape.
- Will details be added through applique or by attaching other fabrics and materials?
- All things are designed with specific purpose and audience.
- Designs and prototypes need to be evaluated and adapted based on need.
- Appropriate thread needs to be selected- too thin may not be strong enough. Too thick and it may look clumpy and untidy.