

# Mexborough St John the Baptist c of E Primary School - Science

**Topic: Everyday Materials**

**Year: 1**

**Strand: Chemistry**

## What should I already know?

- Objects feel and look different based on the material they are made from.
- Use different materials when painting and making art.

## What will I know by the end of the unit?

Objects are things that you can touch or see.  
Objects are made from materials.

Which materials are some objects made from?



What words can I use to describe materials?



Which materials are **natural** and which are **man-made**?

- Some materials are **natural** while others are **man-made**.
- **Natural** materials are materials which are found in nature.
- **Man-made** materials are materials which have been produced by humans.

### Natural Materials



### Man-made Materials



## Vocabulary

absorbent	material that soaks up liquid easily
bendy	an object that bends easily into a curved shape
brick	rectangular blocks of baked clay used for building walls, which are usually red or brown
dull	a colour or light that is not bright
elastic	a rubber material that stretches when you pull it and returns to its original size and shape when you let it go
fabrics	cloth or other material produced by weaving together cotton, wool or other threads.
foil	sheets of metal as thin as paper
glass	a hard transparent material
man-made	things are created by people
metal	a hard substance such as iron, steel, gold, or lead
natural	things that exist in nature and are not made by people
opaque	if an object or substance is <b>opaque</b> , you cannot see through it
plastic	a material which is light in weight and does not break easily
rock	the hard substance which the Earth is made of
rough	uneven and not smooth
shiny	things are bright and reflect light
smooth	no roughness, lumps, or holes
soft	not rough or hard
stiff	firm or does not bend easily
stretchy	slightly elastic
transparent	If an object is <b>transparent</b> , you can see through it
waterproof	does not let water pass through it
wood	the material which forms the trunks and branches of trees

## Investigate!

- How are objects similar / different based on the materials they are made from?
- How are materials similar / different to each other?
- Can you sort **natural** materials from **man-made** materials?
- What is the best material for an umbrella?
- What is the best material for a lining a dog basket?
- What is the best material for a superhero costume?
- What is the best material for curtains?
- What is the best material for a bookshelf?

Mexborough St John the Baptist c of E Primary School - Science

Topic: Everyday Materials

Year: 1







Strand: Chemistry

Question 1: Which of these are materials? (Tick two)	Start of unit:	End of unit:
wood		
air		
metal		
things		

Question 3: which of these are usually made of wood?	Start of unit:	End of unit:
Water bottle		
Table		
Microwave		
Pencil		

Question 2: Which of these materials is transparent?	Start of unit:	End of unit:
wood		
rock		
metal		
glass		

Question 4: Elastic material is _____	Start of unit:	End of unit:
stiff		
rough		
stretchy		
wooden		

Question 5: Match the words to their picture:	Start of unit:	End of unit:
<div style="display: flex; align-items: center; margin-bottom: 10px;"> <div style="border: 1px solid black; padding: 5px; margin-right: 10px;">plastic</div>  </div>		
<div style="display: flex; align-items: center; margin-bottom: 10px;"> <div style="border: 1px solid black; padding: 5px; margin-right: 10px;">metal</div>  </div>		
<div style="display: flex; align-items: center; margin-bottom: 10px;"> <div style="border: 1px solid black; padding: 5px; margin-right: 10px;">glass</div>  </div>		
<div style="display: flex; align-items: center; margin-bottom: 10px;"> <div style="border: 1px solid black; padding: 5px; margin-right: 10px;">wood</div>  </div>		
<div style="display: flex; align-items: center; margin-bottom: 10px;"> <div style="border: 1px solid black; padding: 5px; margin-right: 10px;">rock</div>  </div>		
<div style="display: flex; align-items: center;"> <div style="border: 1px solid black; padding: 5px; margin-right: 10px;">water</div>  </div>		