





## Y5 Art – Mexborough St John the Baptist C of E Primary School

Showing a rationale for sequencing content: how progress happens. Year 5 Geography planning placed in context of long-term knowledge and skill growth.

<p><b>Rationale:</b> Children will widen their knowledge of famous artists from other cultures and be able to identify qualities of their work when explaining their response to what they study. They develop their ability to work in a more independent and sustained way using a variety of source materials to stimulate their imagination. Children will have secure knowledge from Y4 to enable them to consider types of brush strokes and when to use them. They will have enough experience to consider what they could use as inspiration for their own work. Y5 will continue to build on their skills in clay work, showing greater precision with tools and show confidence when talking about the visual elements that they have considered when planning their own creations.</p>	
<p><b>Y5: Drawing</b></p>	
<p><b>Key Knowledge, building on previously taught skills:</b></p> <ul style="list-style-type: none"> <li>• Use a variety of source material for their work in sketchbooks</li> <li>• Work in a sustained and independent way from observation, experience and imagination.</li> <li>• Explore the potential properties of the visual elements: tone, pattern, texture, colour, shape, straight and curved lines to depict movement</li> <li>• Observe and use a variety of techniques to show the effect of light on objects or people. E.g. use rubbers to lighten, use pencils to show tone, use tones of the same colour.</li> </ul>	<p><b>Key Discussion Points:</b></p> <ul style="list-style-type: none"> <li>• Explain the tonal quality of this image.</li> <li>• How can you show movement in your drawings?</li> <li>• What qualities of the artwork do you appreciate? What do you like/dislike? Why?</li> <li>• What do you think the artist has set out to achieve?</li> <li>• Explain your response to the painting</li> <li>• What is happening to the shadows?</li> </ul>
<p><b>Key Vocabulary:</b> Scale, Smudge, Tone, Line, Image, Light/dark, Layering, Overlay, perspective,</p>	
<p><b>Y5: Painting</b></p>	
<p><b>Key Knowledge, building on previously taught skills:</b></p> <ul style="list-style-type: none"> <li>• Create all the colours they need.</li> <li>• Consistently create mood in their paintings.</li> <li>• Express their emotions accurately through their painting and sketches.</li> <li>• Make meaningful decisions about colour and stroke</li> </ul>	<p><b>Key Discussion Points:</b></p> <ul style="list-style-type: none"> <li>• Describe the mark you have made and compare them to someone else's</li> <li>• How has the artist used paint/colour to express a feeling/emotion?</li> <li>• How would you alter the tone /tint of the colour shade?</li> <li>• Explain what you are going to use, inspired by... and why it will be effective</li> <li>• Looking at famous paintings – what could they artist see, hear, smell and touch?</li> </ul>
<p><b>Key Vocabulary:</b> Layers, Vibrant, viewfinder, movement, purpose, Shape, colour, form</p>	
<p><b>Y5: 3D Form</b></p>	
<p><b>Key Knowledge, building on previously taught skills:</b></p> <ul style="list-style-type: none"> <li>• Plan a sculpture through independent research and labelled sketches</li> <li>• Use and name a range of tools and techniques used in clay work</li> <li>• Work from observation, experience and imagination to create a pinch pot</li> <li>• Modify and evaluate their work</li> </ul>	<p><b>Key Discussion Points:</b></p> <ul style="list-style-type: none"> <li>• Explain why you have chosen these tools for the task</li> <li>• Which visual elements do we need to consider?</li> <li>• Can you show a range of techniques including carving, adding texture or 3D elements?</li> </ul>
<p><b>Key Vocabulary:</b> Form, shape, structure, size, material, construct, build, plan, join, attach, tactile, texture</p>	

Topic	Art Focus		Exemplified Work	
Victorians	Drawing	<p data-bbox="638 135 907 199"><b>LS Lowry (1887-1976)</b> English Artist</p> 		
North America	Painting	<p data-bbox="627 638 929 702"><b>Frida Kahlo (1907-1954)</b> Mexican Artist</p> 	 	

**Ancient  
Greece**

**3D Form**

**Ancient  
Greek Pots**



Research, design and make pinch pots



[Guide to making a pinch pot vase](#)